

ONE-EIGHTY INTERNAL REPORT 2015/2016

A document detailing the work done and statistics collected by One-Eighty during the 2015-2016 Academic Year

CONTENTS

1	Introduction.....	2
1.1	Background of One-Eighty.....	2
1.2	Purpose of this report.....	2
2	Interventions	3
2.1	Demographics.....	3
2.1.1	Age and Education.....	3
2.1.2	Gender	3
2.1.3	Location	4
2.2	Other Services.....	5
2.3	Factors Influencing Behaviour.....	7
2.3.1	Personal Factors.....	7
2.3.2	Familial Factors.....	7
2.4	Impact	8
2.4.1	Specific Targets.....	8
2.4.2	Causal Change (Onset Scores).....	10
2.4.3	Completion and Success	10
2.5	Value For Money.....	11
3	Non-Intervention Projects	12
3.1	Kickstart	12
3.2	Behavioural Education (BE).....	12
3.3	Training and Supervision for those working with children with behavioural needs	12
4	Appendixes.....	12
4.1	Appendix 1: Report of Statistical Analysis for One-Eighty	12
4.2	Appendix 2: Full list of p values.....	12
4.2.1	Personal Factors and Success Correlations	12
4.2.2	Familial Factors and Success Correlation	13
4.2.3	Onset Score Change and Success Correlation	14
4.2.4	Onset Original Score and Success Correlation.....	14
4.2.5	Targets Set and Success Correlation.....	14
4.2.6	At Risk of Care or Currently in the Care System.....	14
4.2.7	Behavioural problems	15
4.2.8	Emotional Vulnerability.....	16

4.2.9	Experienced or Witnessed Domestic Violence	17
4.2.10	Failing to Meet Developmental Milestones.....	18
4.2.11	Known Involvement in Crime or Likely Risk of Offending	19
4.2.12	Known Neglect or Abuse	19
4.2.13	Low Attainment in Relation to Ability	20
4.2.14	Living Away from Home or Absconding	21
4.2.15	Mental Health Problems.....	22
4.2.16	No Access to Education at Point of Referral	23
4.2.17	On Child Protection Register.....	24
4.2.18	Poor School Attendance or Truancy	24
4.2.19	Victim of Crime or Sexual Exploitation	25

1 INTRODUCTION

1.1 BACKGROUND OF ONE-EIGHTY

One-Eighty emerged from the Youth Offending Service in Oxfordshire as part of the research and production of a resource manual looking at the various reasons why a young person might disengage from education. This research was based around the Critical Thinking Theory – exposing young people to a collaborative exploration of their life and their motivation. It looks at critical moments of their life and helps them evaluate the evidence by which they acted. This, in effect, allows a young person to create a more positive framework of how they might adjust their behaviors in the future. The process by which the Critical Thinking theory operates is the foundation of other therapies like Cognitive Behavioral Therapy and Systemic Therapy.

Research showed that the resource manual, although effective for 76% of young people presenting disengaging behaviours, was not effective for all young people. What this generic model lacked was something designed around a young person’s specific needs. Therefore, One-Eighty spent 2 years designing a bespoke 1-2-1 framework that would allow for more challenging behaviours / young people from more complex environments to be supported.

The statistics here are designed to help understand and evaluate this latter model: The Intensive 1-2-1 Advanced Provision (IAP), referred to as Interventions in this report.

1.2 PURPOSE OF THIS REPORT

The purpose of this report is to:

- Summarise key data from One-Eighty’s Intervention Statistics Database.
- Analyse and evaluate outcomes of the intervention to determine strengths and weaknesses.

- Justify already undertaken and proposed changes to this methodology going forward into the next academic year.
- Summarise the outcomes of non-intervention projects that One-Eighty has undertaken in this academic year.

2 INTERVENTIONS

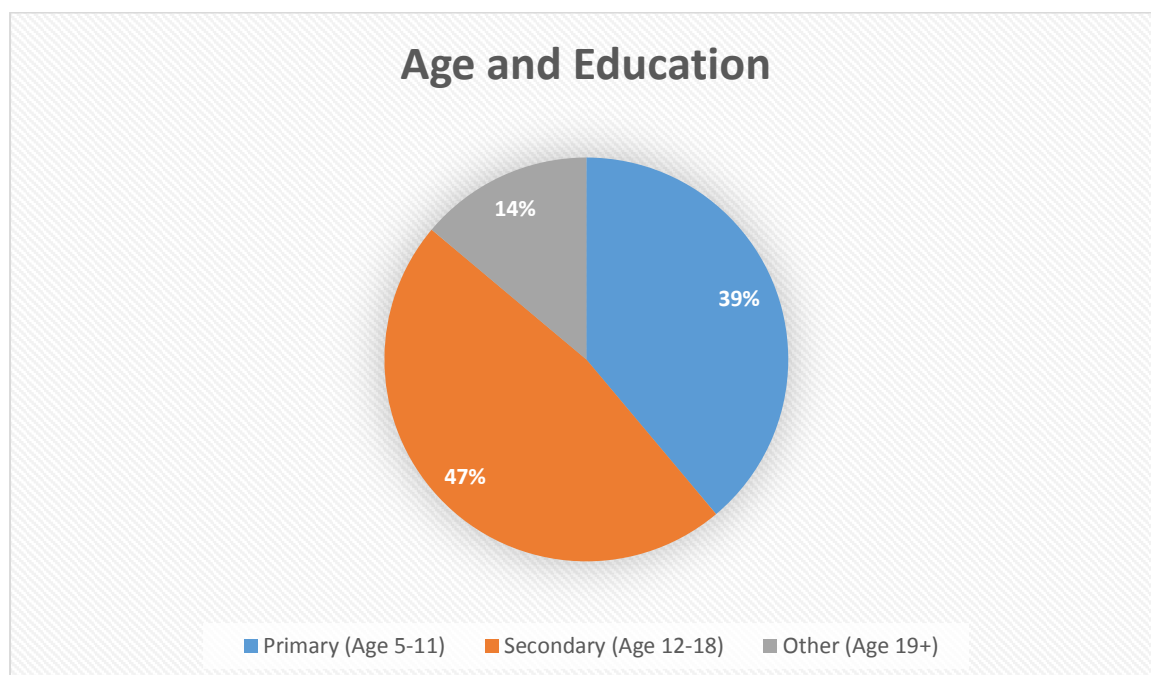
One-Eighty undertook 36 children, young person, adult and family interventions in the 2015-2016 academic year, equating to 2,320 hours of support.

2.1 DEMOGRAPHICS

2.1.1 Age and Education

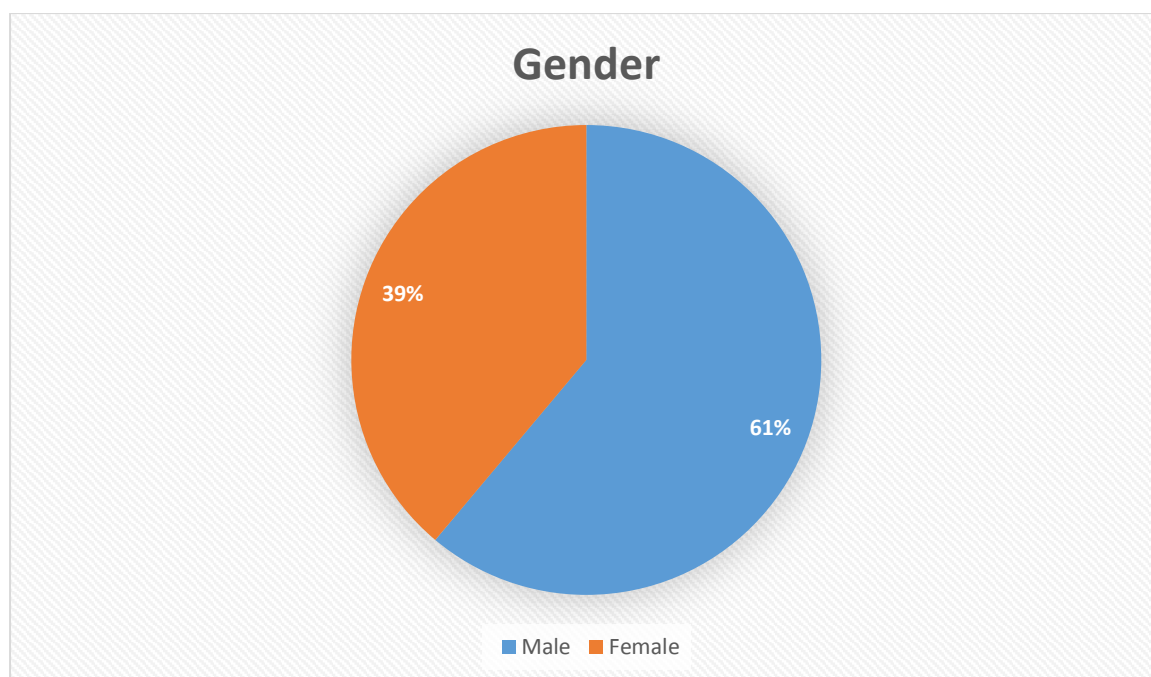
For each intervention, an individual is selected as the primary recipient of support, with secondary support being offered to most, if not all, members of the family. An individual's recorded age is the age they were at the start of their intervention.

39% (N=14) of interventions were for Primary aged children (5-11), with an average age of 8.79, 14% (N=2) attended a special school. 47% were for Secondary aged children (12-18), with an average age of 13.88, 41% (N=7) attended a special school. 14% were Adults (18+). The average age across of all interventions was 14.36, with a range from 5 to 43.



2.1.2 Gender

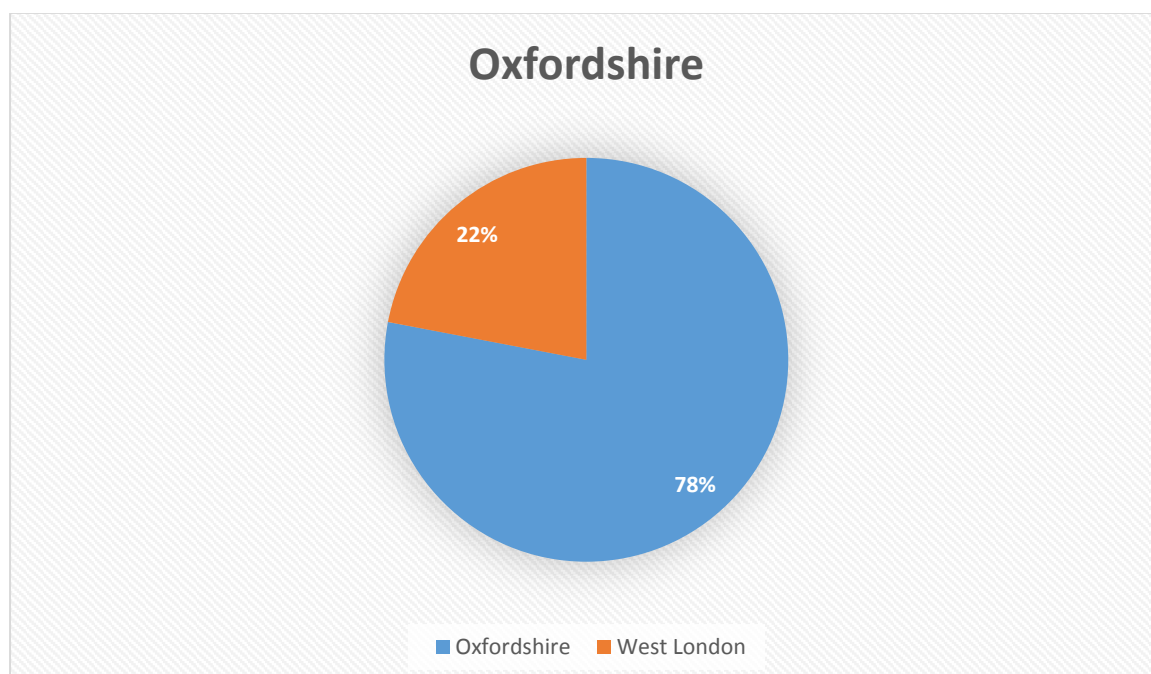
61% (N=22) of interventions were for males. 39% (N=14) were for females.



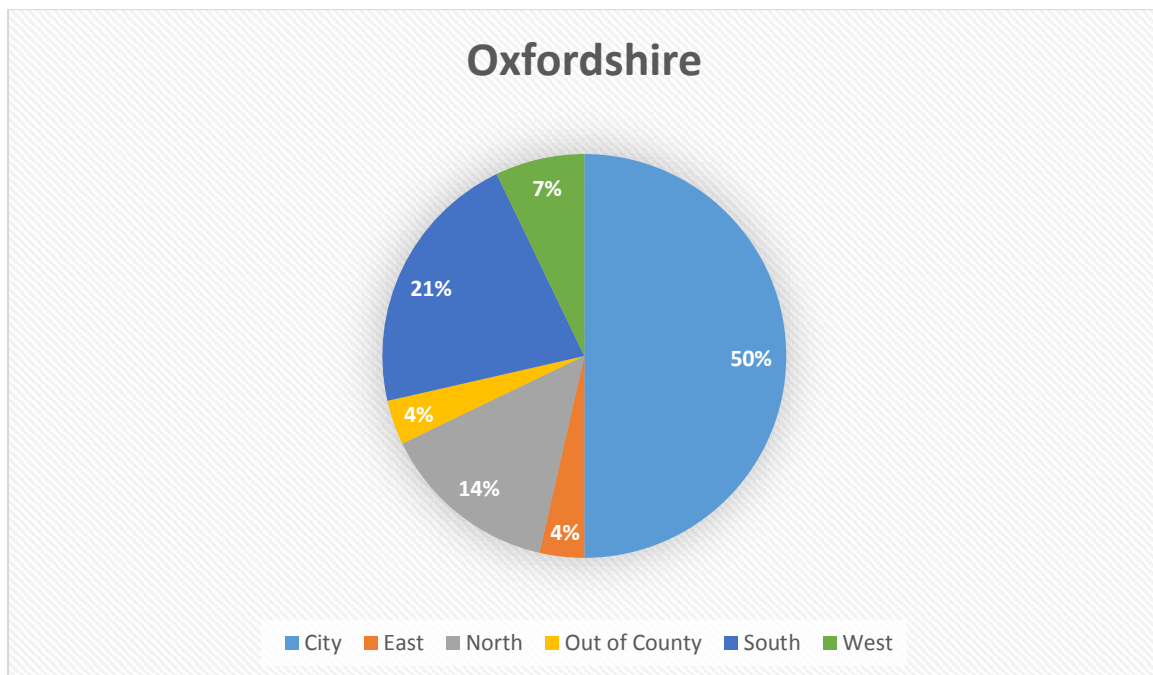
2.1.3 Location

The location of an individual is based on the location of the school that individual was attending or had mostly recently attended at the point of referral. For those not in education, it is based on where they were resident at the point of referral.

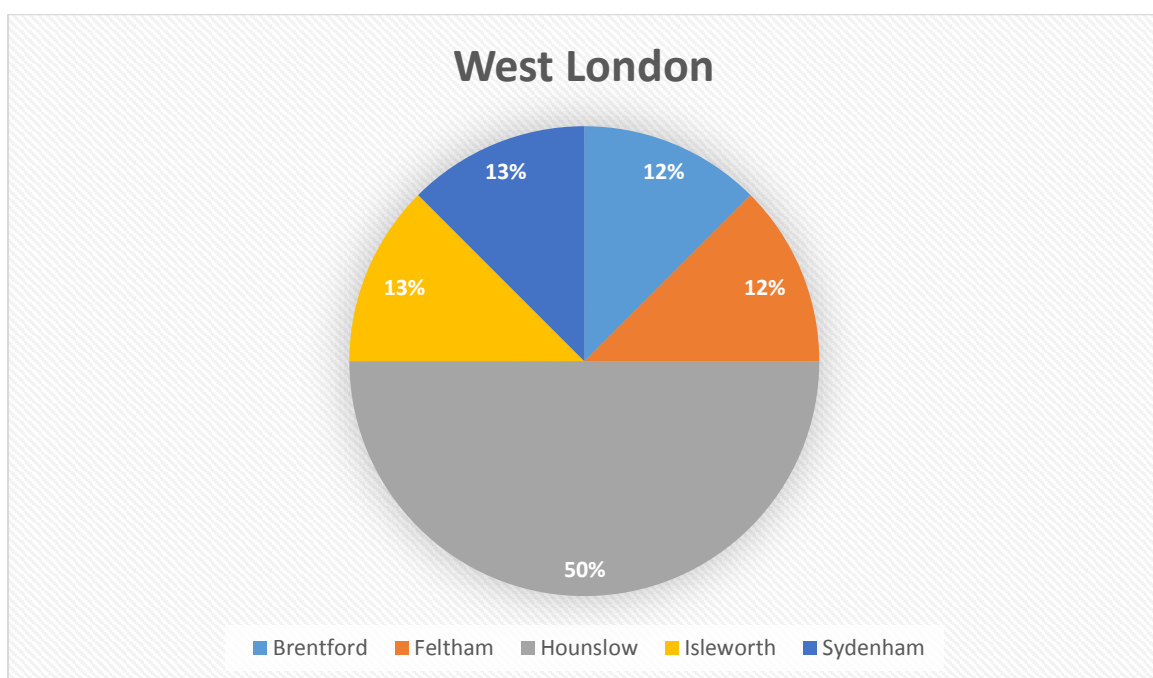
78% (N=28) of interventions were based in Oxfordshire, 22% (N=8) were based at a new location in West London.



Within Oxfordshire, 50% (N=14) were from within the city of Oxford, 21% (N=6) from South Oxfordshire, 14% (N=4) from North Oxfordshire, 7% (N=2) from West Oxfordshire, and 4% from East Oxfordshire and Out of County (either left Oxfordshire during the course of the intervention or in the process of entering an Oxfordshire school) respectively.

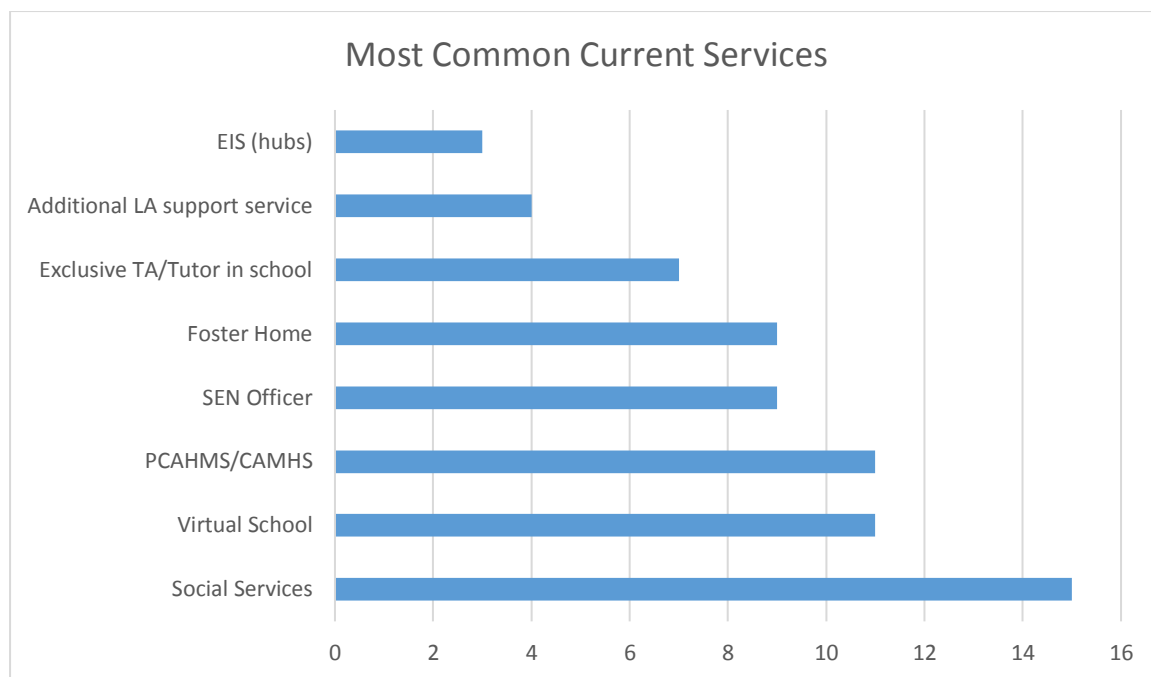


Within West London, 50% (N=4) were from Hounslow, and 13% (N=1) were each from the areas Brentford, Feltham, Isleworth and Sydenham.

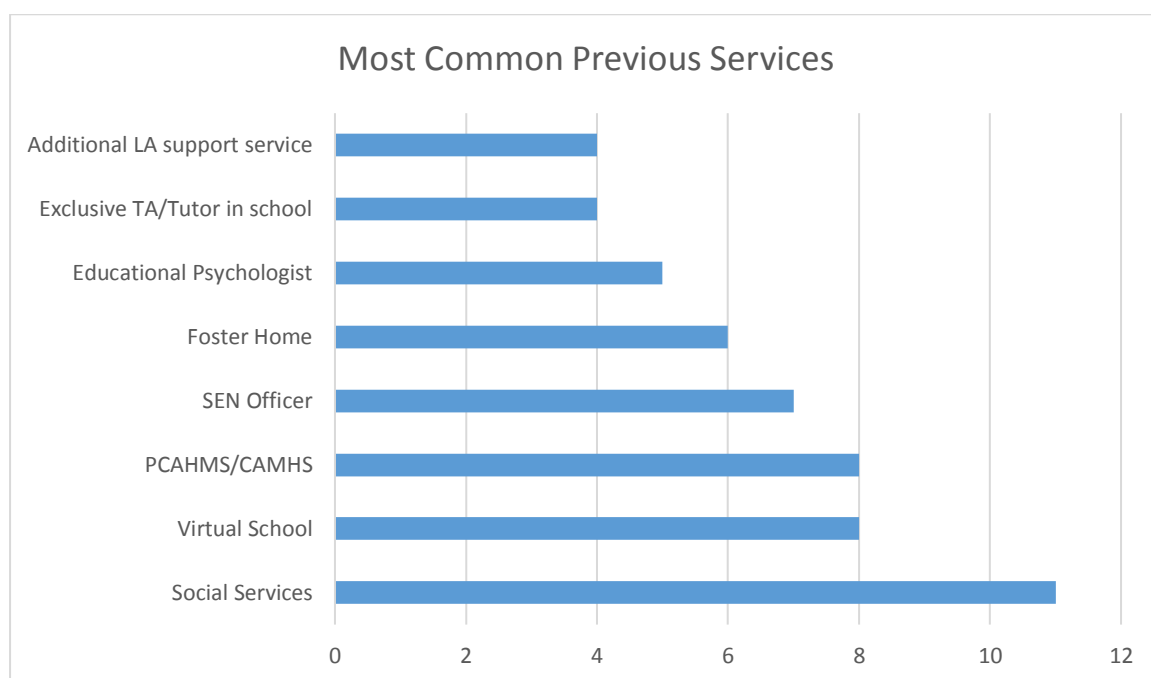


2.2 OTHER SERVICES

A total of 26 different other services have been involved either previously (before the start of the intervention) or currently (during the intervention) on cases in which One-Eighty has conducted an intervention.



The services in the chart above are those most commonly (>2 interventions) involved with an individual at the same time as One-Eighty is carrying out an intervention.



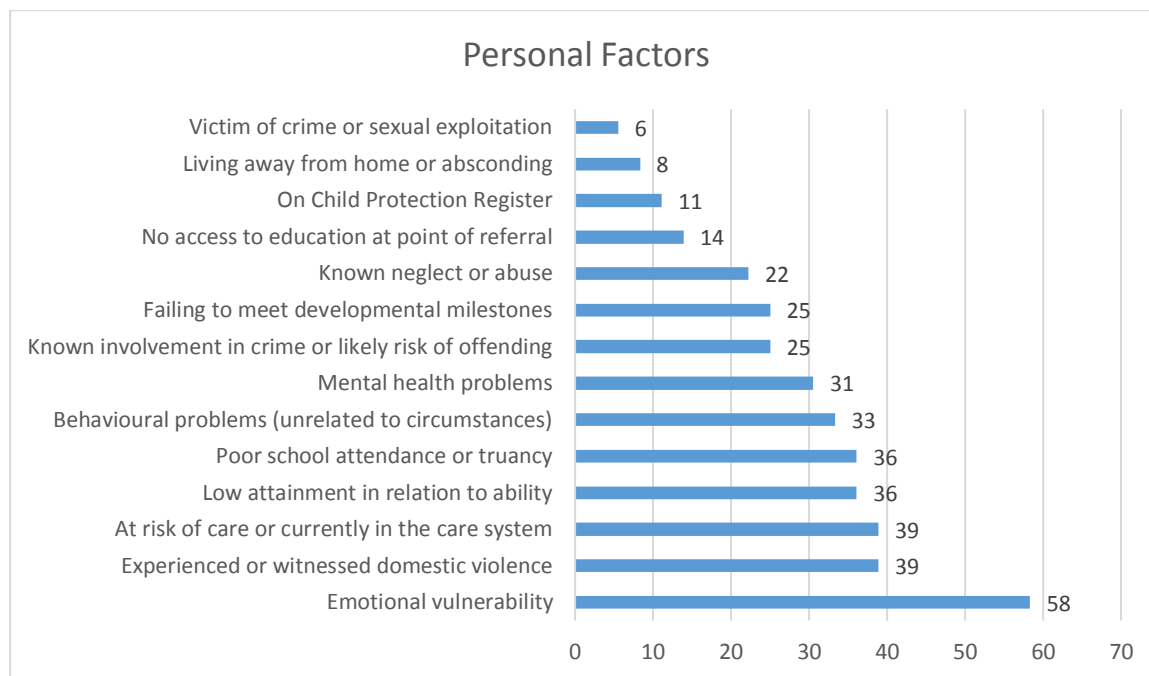
The services in the chart above are those most commonly (>2 interventions) involved with an individual before One-Eighty is carries out an intervention.

Before an intervention, there an average of 2.66 other services involved on that individual's case. Post an intervention, there are an average of 3.47 other services involved on that individual's case. Although this seems like an increase, there is a shift to more long-term management, than the crisis intervention services previously involved. This indicates an improvement during the process of the intervention.

2.3 FACTORS INFLUENCING BEHAVIOUR

2.3.1 Personal Factors

The graph below shows the number of occurrences of various personal behavioural factors present in the individuals that One-Eighty delivered an intervention with.



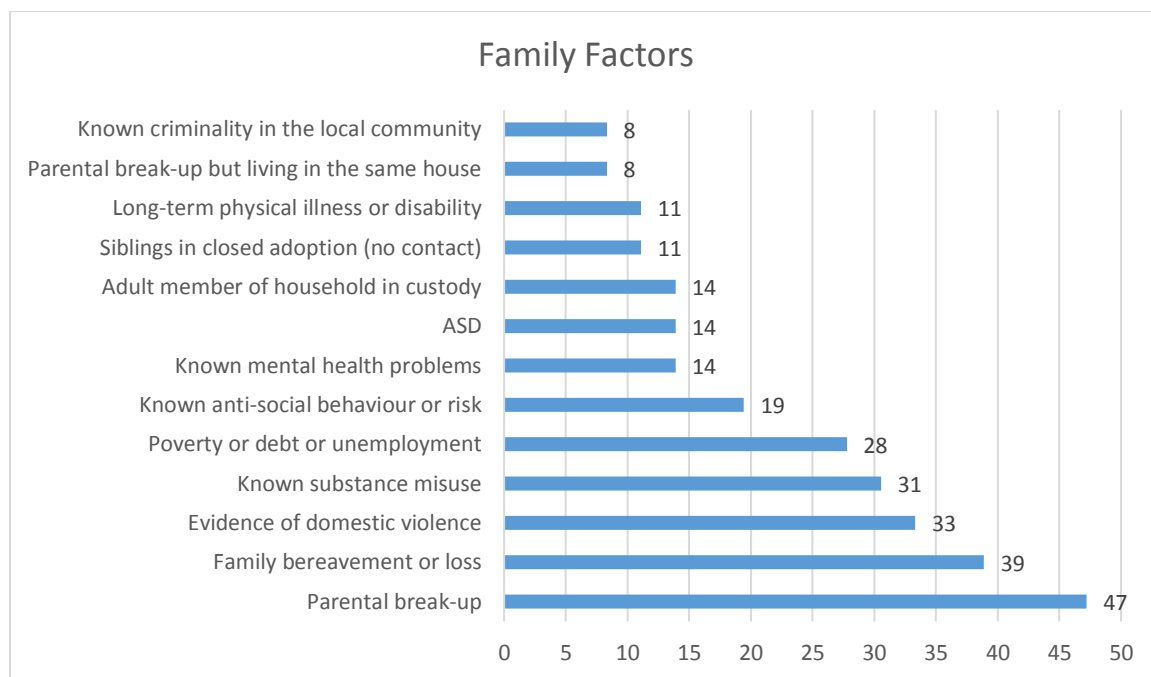
Emotional vulnerability was the most significant personal factor influencing behaviour, appearing in nearly 60% (N=21) of cases. This is unsurprising as emotional vulnerability can arise as a result of many of the other factors above, and places the individual in a position where any other shocks can cause them to drastically disengage.

There was no significant association between cases featuring emotional vulnerability and mental health problems (which arise in 31% of cases, just over half as many) despite apparent similarities and it is important to distinguish between the two. Emotional vulnerability is an ongoing state likely due to the individual's circumstances whereas mental health problems are likely to be much more long-term and medical in nature, thus making it a more difficult process in resolving these challenges.

Only 14% of individuals undergoing interventions had no access to education, less than half the 30% with no access in 2013-2014, along with falls in the percentage of low attainment in relation to ability and poor school attendance/truancy. This reflects One-Eighty's greater focus on early interventions, so that growing issues can be prevented from escalating.

2.3.2 Familial Factors

The graph below shows the number of occurrences of various familial behavioural factors present in the individuals that One-Eighty delivered an intervention with.

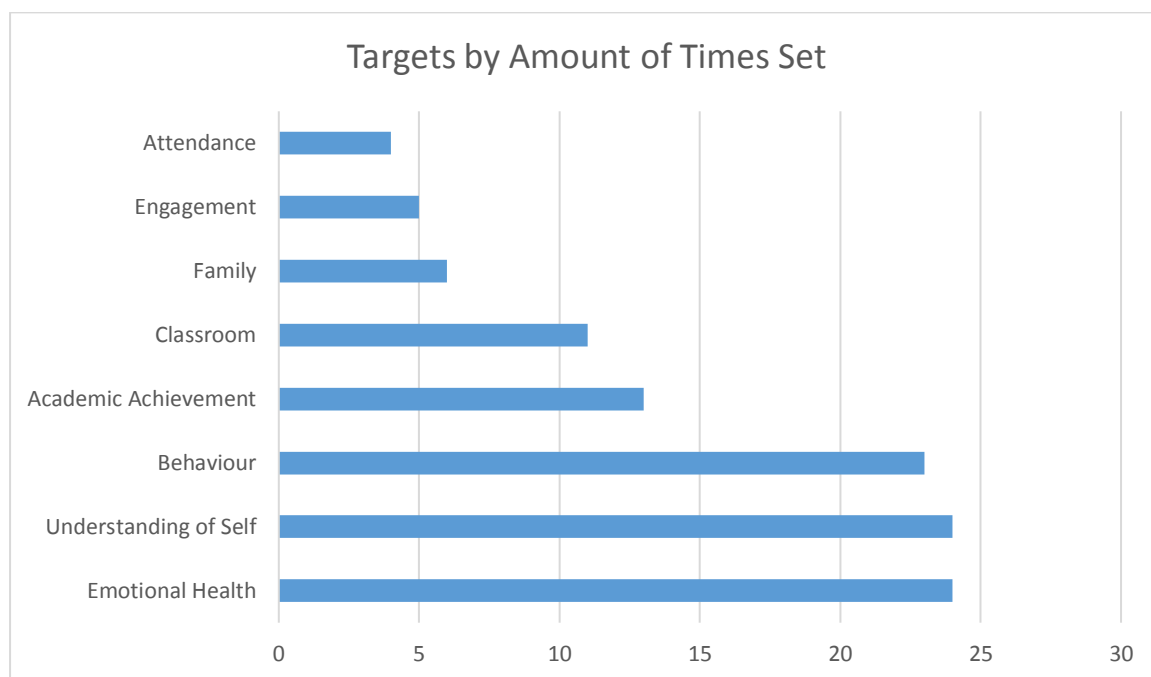


Parental break-up or a familial loss were the two most common familial factors influencing behaviour. This is consistent with the high level of emotional vulnerability, as both of these involve the loss or deterioration of a major relationship within the individual’s life, and thus leave them in a state unsuited to further emotional shocks.

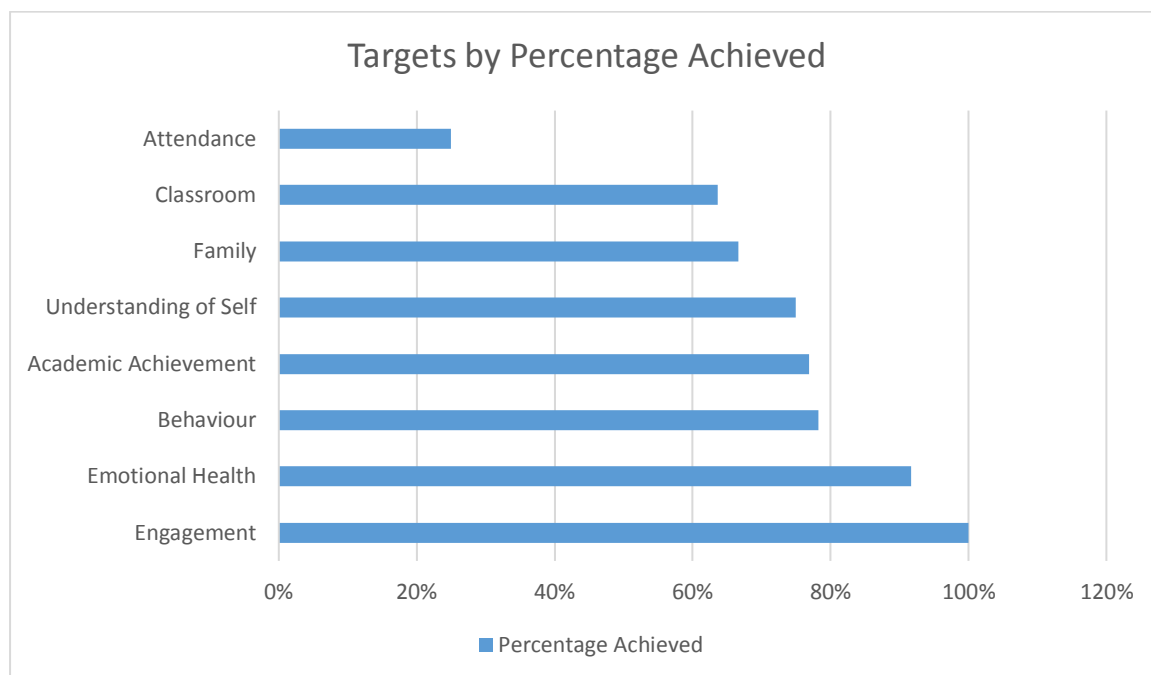
2.4 IMPACT

2.4.1 Specific Targets

One-Eighty sets an average of 3.05 targets to be completed over the duration of an intervention.



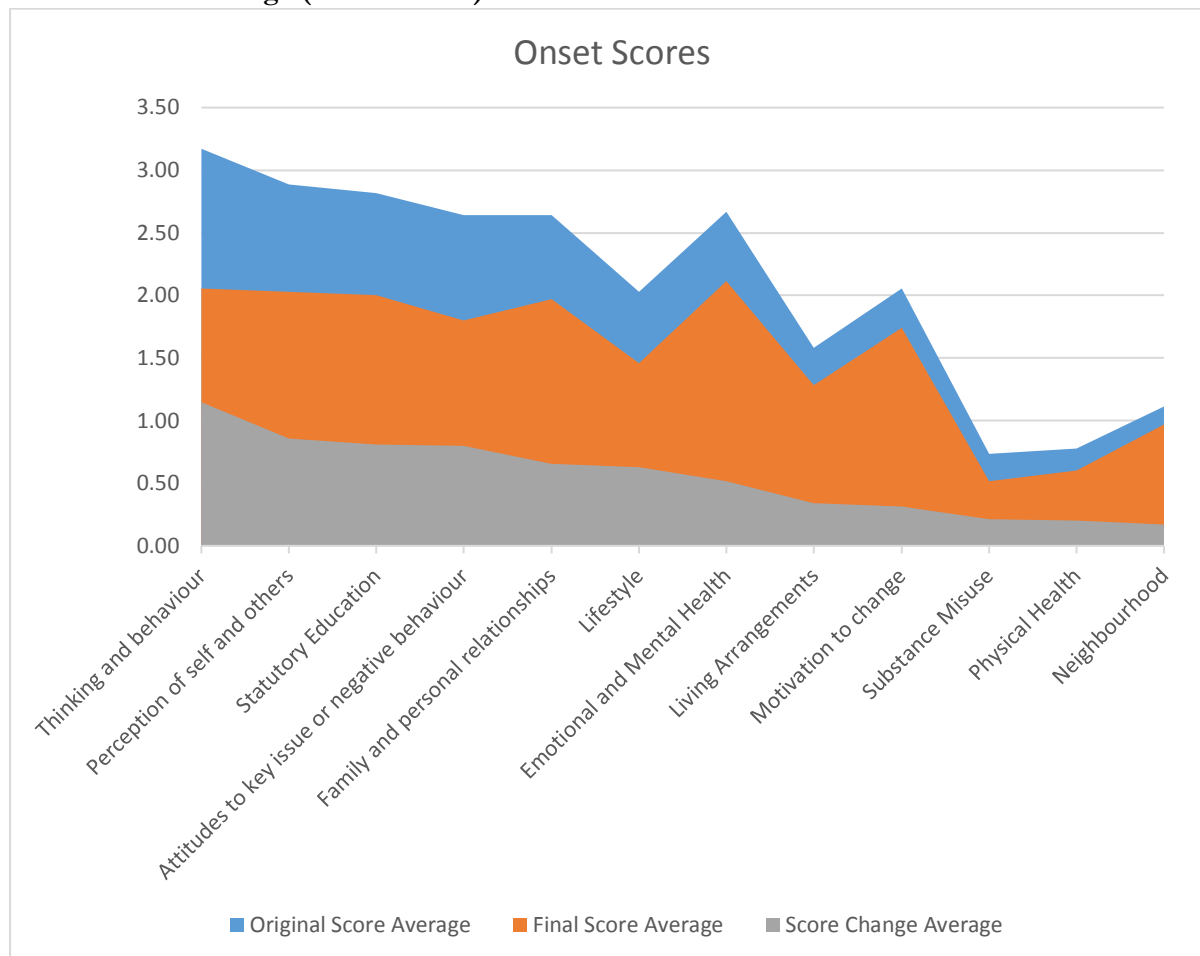
Co-ordinated Assessment, Further Referral and Punctuality target categories were also available but no instances of these targets were recorded over the year.



In the graph above, achieving targets in relation to attendance is shown to be low at only 25%. However, the low sample size of 4 means this is not a significant result. Also, attendance targets are likely to only be assigned to those already very disengaged from learning and were expected to be skewed downwards.

Understanding of Self, Behaviour and Emotional Health were the targets set most across the interventions recorded. This was observed in over 2/3rd of cases and were achieved in over 3/4th of those.

2.4.2 Causal Change (Onset Scores)



Clearly the three areas most problematic for individual's undergoing an intervention are Thinking and Behaviour, Perception of Self and Others and Statutory Education.

These same features also exhibited the greatest changes in score, all falling around 30% over the duration of the intervention.

Thus it seems One-Eighty is most effective in reducing the casual contribution of the most significant factors to the individual's problems. This suggests One-Eighty is very successful in identifying and targeting areas for improvement.

The casual areas which exhibited the least change (a less than 20% decrease in score), were Neighbourhood, Motivation to Change and Emotional and Mental Health. The minimal effect on Neighbourhood is unsurprising as that is mostly dictated by the individual's residential situation, which One-Eighty has very little control over. The lack of change in Motivation to Change is somewhat worrying as it suggests that One-Eighty's intervention may not trigger further improvements after completion. However, the average original score is 2.06, which suggests that the individuals may already be somewhat motivated and this is why One-Eighty's impact is less significant than might be expected.

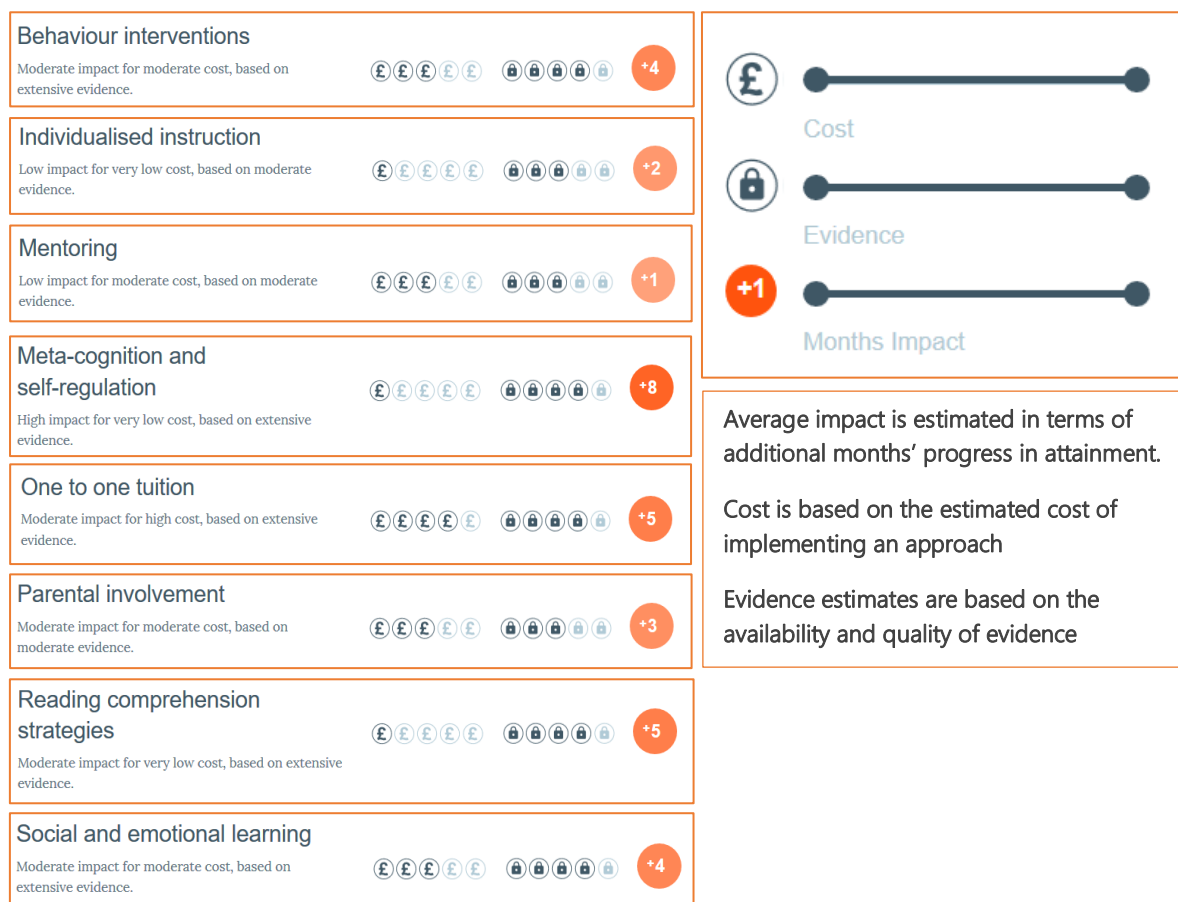
2.4.3 Completion and Success

92% (N=30) of interventions were completed, meaning the individual was still engaging with One-Eighty at the end of their allotted time. Of those that were completed, 83% (N=25) were

judged to be successful by the lead on the intervention, and 80% (N=20) of these received independent recognition of their success, from parents and professionals.

2.5 VALUE FOR MONEY

<https://educationendowmentfoundation.org.uk/evidence/teaching-learning-toolkit/>



The Education Endowment Foundation has found that working closely with agencies like One-Eighty can be more effective than providing in-house support for young people receiving pupil premium. It also shows that using One-Eighty in the early stages of a problem is more effective than using it as a last option., both in terms of costs and long term outcomes. Above is a selection of features of the services that One-Eighty offer, which can improve an individual's working age by as much as 8 months.

3 NON-INTERVENTION PROJECTS

3.1 KICKSTART

One-Eighty's Kickstart programme, which helps hyperactive and restless children to relax and focus at the beginning of the school day, did not take place this year. Instead efforts have been focussed on fundraising for the project, with £13,000 raised and a redeveloped Kickstart to be rolled out to schools in September.

3.2 BEHAVIOURAL EDUCATION (BE)

The BE programme, which uses peer-pressure to prevent struggling young people from disengaging, has been adapted this year to meet the needs of more schools than ever. There is now the option for programmes tailored to single-sex, both male and female, groups, which will allow One-Eighty to be even more flexible when dealing with causes of disengagement.

3.3 TRAINING AND SUPERVISION FOR THOSE WORKING WITH CHILDREN WITH BEHAVIOURAL NEEDS

41 people have been trained in 180's intensive behaviour provisions this year, across different programmes.

One-Eighty's previously successful Raise The Bar training will be rolling out across all three of its sites, Oxfordshire, Buckinghamshire and London in the coming year.

One-Eighty's work on its cognitive behavioural therapy (CBT) programme has won 2 awards in the past year, including the Oxford University Vice-Chancellor Social Impact award. It has also generated 2 pieces of research on adapting CBT for families with complex needs, which will allow both One-Eighty and other professionals to better meet future challenges.

Additionally, One-Eighty has also developed a new training to be simultaneously launched across all its locations, to instruct and advise foster carers who have children who are refusing to attend school or struggle to engage.

4 APPENDIXES

4.1 APPENDIX 1: REPORT OF STATISTICAL ANALYSIS FOR ONE-EIGHTY

Lack of significant correlations probably attributable to both relatively small sample size and lack of nuisance in measuring success, i.e. binary yes/no as opposed to a scale.

4.2 APPENDIX 2: FULL LIST OF P VALUES

4.2.1 Personal Factors and Success Correlations

	Factor	Correlation Coefficients	P-Values	Significance
--	--------	--------------------------	----------	--------------

One-Eighty Internal Report (2015-2016)

1	At risk of care or currently in the care system	-0.12	0.48	Not significant at 5% level
2	Behavioural problems	0.09	0.58	Not significant at 5% level
3	Emotional vulnerability	0.23	0.19	Not significant at 5% level
4	Experienced or witnessed domestic violence	-0.12	0.48	Not significant at 5% level
5	Failing to meet developmental milestones	0.15	0.37	Not significant at 5% level
6	Known involvement in crime or likely risk of offending	-0.31	0.07	Significant at 10% level
7	Known neglect or abuse	-0.04	0.84	Not significant at 5% level
8	Living away from home or absconding	-0.32	0.06	Significant at 10% level
9	Low attainment in relation to ability	0.12	0.47	Not significant at 5% level
10	Mental health problems	-0.08	0.64	Not significant at 5% level
11	No access to education at point of referral	0.21	0.21	Not significant at 5% level
12	On Child Protection Register	-0.02	0.89	Not significant at 5% level
13	Poor school attendance or truancy	-0.29	0.08	Significant at 10% level
14	Primary Mainstream	-0.27	0.12	Not significant at 5% level
15	Primary Special	0.13	0.45	Not significant at 5% level
16	Secondary Mainstream	-0.08	0.64	Not significant at 5% level
17	Secondary Special	0.09	0.59	Not significant at 5% level
18	Victim of crime or sexual exploitation	0.13	0.45	Not significant at 5% level

4.2.2 Familial Factors and Success Correlation

	Factor	Correlation Coefficients	P-Values	Significance
1	Adult member of household in custody	-0.17	0.32	Not significant at 5% level
2	ASD	0.02	0.90	Not significant at 5% level
3	Evidence of domestic violence	-0.05	0.78	Not significant at 5% level
4	Family bereavement or loss	0.02	0.93	Not significant at 5% level
5	Known anti-social behaviour or risk	-0.24	0.15	Not significant at 5% level
6	Known criminality in the local community	-0.08	0.64	Not significant at 5% level
7	Known mental health problems	-0.17	0.32	Not significant at 5% level
8	Known substance misuse	-0.23	0.19	Not significant at 5% level
9	Long-term physical illness or disability	-0.02	0.89	Not significant at 5% level
10	No existing issues identified by referrer	0.13	0.45	Not significant at 5% level
11	Parental break-up	-0.16	0.34	Not significant at 5% level
12	Parental break-up but living in the same house	-0.32	0.06	Significant at 10% level
13	Poverty or debt or unemployment	0.03	0.85	Not significant at 5% level
14	Siblings in closed adoption no contact	0.19	0.27	Not significant at 5% level

4.2.3 Onset Score Change and Success Correlation

	Factor	Correlation Coefficients	P-Values	Significance
1	Attitudes to key issue or negative behaviour	-0.04	0.83	Not significant at 5% level
2	Emotional and Mental Health	0.16	0.36	Not significant at 5% level
3	Family and personal relationships	0.32	0.06	Significant at 10% level
4	Lifestyle	0.24	0.16	Not significant at 5% level
5	Living Arrangements	0.18	0.29	Not significant at 5% level
6	Motivation to change	-0.04	0.80	Not significant at 5% level
7	Neighbourhood	-0.15	0.38	Not significant at 5% level
8	Perception of self and others	0.40	0.02	Significant at 5% level
9	Physical Health	0.29	0.09	Significant at 10% level
10	Statutory Education	0.16	0.36	Not significant at 5% level
11	Substance Misuse	0.23	0.18	Not significant at 5% level
12	Thinking and behaviour	0.01	0.94	Not significant at 5% level

4.2.4 Onset Original Score and Success Correlation

	Factor	Correlation Coefficients	P-Values	Significance
1	Attitudes to key issue or negative behaviour	-0.11	0.52	Not significant at 5% level
2	Emotional and Mental Health	-0.05	0.76	Not significant at 5% level
3	Family and personal relationships	0.12	0.48	Not significant at 5% level
4	Lifestyle	-0.06	0.72	Not significant at 5% level
5	Living Arrangements	-0.04	0.80	Not significant at 5% level
6	Motivation to change	-0.32	0.06	Significant at 10% level
7	Neighbourhood	-0.05	0.78	Not significant at 5% level
8	Perception of self and others	0.02	0.90	Not significant at 5% level
9	Physical Health	0.25	0.15	Not significant at 5% level
10	Statutory Education	-0.05	0.78	Not significant at 5% level
11	Substance Misuse	-0.15	0.38	Not significant at 5% level
12	Thinking and behaviour	-0.17	0.32	Not significant at 5% level

4.2.5 Targets Set and Success Correlation

	Factor	Correlation Coefficients	P-Values	Significance
1	Academic Achievement	-0.05	0.78	Not significant at 5% level
2	Attendance	-0.24	0.17	Not significant at 5% level
3	Behaviour	0.12	0.48	Not significant at 5% level
4	Classroom	-0.08	0.64	Not significant at 5% level
5	Emotional Health	0.50	0.00	Significant at 5% level
6	Engagement	0.21	0.21	Not significant at 5% level
7	Family	-0.12	0.49	Not significant at 5% level
8	Understanding of Self	0.15	0.37	Not significant at 5% level

4.2.6 At Risk of Care or Currently in the Care System

Factor	Correlation Coefficients	P-Values	Significance
--------	--------------------------	----------	--------------

One-Eighty Internal Report (2015-2016)

Victim of crime or sexual exploitation	0.06	0.75	Not significant at 5% level
Adult member of household in custody	0.17	0.31	Not significant at 5% level
ASD	0.01	0.96	Not significant at 5% level
Evidence of domestic violence	-0.08	0.64	Not significant at 5% level
Family bereavement or loss	0.18	0.29	Not significant at 5% level
Known anti-social behaviour or risk	-0.10	0.55	Not significant at 5% level
Known criminality in the local community	0.17	0.32	Not significant at 5% level
Known mental health problems	0.17	0.31	Not significant at 5% level
Known substance misuse	0.09	0.60	Not significant at 5% level
Long-term physical illness or disability	-0.10	0.56	Not significant at 5% level
No existing issues identified by referrer	-0.19	0.26	Not significant at 5% level
Parental break-up	-0.07	0.69	Not significant at 5% level
Parental break-up but living in the same house	-0.24	0.16	Not significant at 5% level
Poverty or debt or unemployment	-0.11	0.51	Not significant at 5% level
Siblings in closed adoption no contact	0.26	0.12	Not significant at 5% level
Behavioural problems	-0.20	0.24	Not significant at 5% level
Emotional vulnerability	-0.02	0.91	Not significant at 5% level
Experienced or witnessed domestic violence	-0.05	0.76	Not significant at 5% level
Failing to meet developmental milestones	-0.07	0.70	Not significant at 5% level
Known involvement in crime or likely risk of offending	-0.07	0.70	Not significant at 5% level
Known neglect or abuse	0.40	0.02	Significant at 5% level
Living away from home or absconding	-0.03	0.84	Not significant at 5% level
Low attainment in relation to ability	0.23	0.18	Not significant at 5% level
Mental health problems	-0.16	0.36	Not significant at 5% level
No access to education at point of referral	-0.32	0.06	Significant at 10% level
On Child Protection Register	-0.28	0.10	Significant at 10% level
Poor school attendance or truancy	-0.01	0.97	Not significant at 5% level
Primary Mainstream	-0.11	0.51	Not significant at 5% level
Primary Special	-0.19	0.26	Not significant at 5% level
Secondary Mainstream	0.34	0.04	Significant at 5% level
Secondary Special	0.04	0.82	Not significant at 5% level
Victim of crime or sexual exploitation	0.06	0.75	Not significant at 5% level

4.2.7 Behavioural problems

Factor	Correlation Coefficients	P-Values	Significance
Adult member of household in custody	-0.28	0.09	Significant at 10% level
ASD	-0.28	0.09	Significant at 10% level
Evidence of domestic violence	-0.38	0.02	Significant at 5% level
Family bereavement or loss	0.04	0.82	Not significant at 5% level
Known anti-social behaviour or risk	-0.05	0.77	Not significant at 5% level
Known criminality in the local community	-0.00	1.00	Not significant at 5% level
Known mental health problems	0.06	0.74	Not significant at 5% level
Known substance misuse	-0.34	0.04	Significant at 5% level
Long-term physical illness or disability	-0.06	0.72	Not significant at 5% level

One-Eighty Internal Report (2015-2016)

No existing issues identified by referrer	-0.17	0.32	Not significant at 5% level
Parental break-up	0.28	0.10	Significant at 10% level
Parental break-up but living in the same house	-0.21	0.21	Not significant at 5% level
Poverty or debt or unemployment	-0.04	0.80	Not significant at 5% level
Siblings in closed adoption no contact	-0.06	0.72	Not significant at 5% level
At risk of care or currently in the care system	-0.20	0.24	Not significant at 5% level
Emotional vulnerability	0.24	0.16	Not significant at 5% level
Experienced or witnessed domestic violence	-0.20	0.24	Not significant at 5% level
Failing to meet developmental milestones	-0.14	0.43	Not significant at 5% level
Known involvement in crime or likely risk of offending	0.00	1.00	Not significant at 5% level
Known neglect or abuse	-0.09	0.58	Not significant at 5% level
Living away from home or absconding	0.21	0.21	Not significant at 5% level
Low attainment in relation to ability	-0.16	0.34	Not significant at 5% level
Mental health problems	0.17	0.32	Not significant at 5% level
No access to education at point of referral	0.23	0.18	Not significant at 5% level
On Child Protection Register	0.12	0.47	Not significant at 5% level
Poor school attendance or truancy	0.20	0.23	Not significant at 5% level
Primary Mainstream	0.22	0.20	Not significant at 5% level
Primary Special	-0.17	0.32	Not significant at 5% level
Secondary Mainstream	0.17	0.32	Not significant at 5% level
Secondary Special	-0.20	0.25	Not significant at 5% level
Victim of crime or sexual exploitation	0.09	0.62	Not significant at 5% level

4.2.8 Emotional Vulnerability

Factor	Correlation Coefficients	P-Values	Significance
Adult member of household in custody	-0.15	0.38	Not significant at 5% level
ASD	0.18	0.30	Not significant at 5% level
Evidence of domestic violence	-0.12	0.49	Not significant at 5% level
Family bereavement or loss	0.21	0.21	Not significant at 5% level
Known anti-social behaviour or risk	-0.01	0.95	Not significant at 5% level
Known criminality in the local community	0.05	0.77	Not significant at 5% level
Known mental health problems	0.34	0.04	Significant at 5% level
Known substance misuse	-0.17	0.31	Not significant at 5% level
Long-term physical illness or disability	-0.24	0.16	Not significant at 5% level
No existing issues identified by referrer	-0.29	0.09	Significant at 10% level
Parental break-up	0.24	0.17	Not significant at 5% level
Parental break-up but living in the same house	-0.15	0.37	Not significant at 5% level
Poverty or debt or unemployment	0.15	0.39	Not significant at 5% level
Siblings in closed adoption no contact	-0.06	0.73	Not significant at 5% level
At risk of care or currently in the care system	-0.02	0.91	Not significant at 5% level
Behavioural problems	0.24	0.16	Not significant at 5% level
Experienced or witnessed domestic violence	-0.02	0.91	Not significant at 5% level

Failing to meet developmental milestones	0.10	0.57	Not significant at 5% level
Known involvement in crime or likely risk of offending	-0.16	0.34	Not significant at 5% level
Known neglect or abuse	-0.23	0.19	Not significant at 5% level
Living away from home or absconding	0.25	0.13	Not significant at 5% level
Low attainment in relation to ability	0.05	0.78	Not significant at 5% level
Mental health problems	-0.05	0.77	Not significant at 5% level
No access to education at point of referral	0.18	0.30	Not significant at 5% level
On Child Protection Register	-0.06	0.73	Not significant at 5% level
Poor school attendance or truancy	0.05	0.78	Not significant at 5% level
Primary Mainstream	-0.23	0.18	Not significant at 5% level
Primary Special	0.20	0.23	Not significant at 5% level
Secondary Mainstream	0.07	0.68	Not significant at 5% level
Secondary Special	-0.15	0.37	Not significant at 5% level
Victim of crime or sexual exploitation	0.20	0.23	Not significant at 5% level

4.2.9 Experienced or Witnessed Domestic Violence

Factor	Correlation Coefficients	P-Values	Significance
Adult member of household in custody	0.34	0.04	Significant at 5% level
ASD	0.50	0.00	Significant at 5% level
Evidence of domestic violence	0.52	0.00	Significant at 5% level
Family bereavement or loss	0.30	0.08	Significant at 10% level
Known anti-social behaviour or risk	0.33	0.05	Significant at 10% level
Known criminality in the local community	-0.03	0.84	Not significant at 5% level
Known mental health problems	0.17	0.31	Not significant at 5% level
Known substance misuse	0.21	0.21	Not significant at 5% level
Long-term physical illness or disability	-0.28	0.10	Significant at 10% level
No existing issues identified by referrer	-0.19	0.26	Not significant at 5% level
Parental break-up	0.16	0.36	Not significant at 5% level
Parental break-up but living in the same house	0.17	0.32	Not significant at 5% level
Poverty or debt or unemployment	0.27	0.11	Not significant at 5% level
Siblings in closed adoption no contact	0.08	0.64	Not significant at 5% level
At risk of care or currently in the care system	-0.05	0.76	Not significant at 5% level
Behavioural problems	-0.20	0.24	Not significant at 5% level
Emotional vulnerability	-0.02	0.91	Not significant at 5% level
Failing to meet developmental milestones	0.33	0.05	Significant at 10% level
Known involvement in crime or likely risk of offending	0.20	0.25	Not significant at 5% level
Known neglect or abuse	0.26	0.13	Not significant at 5% level
Living away from home or absconding	-0.03	0.84	Not significant at 5% level
Low attainment in relation to ability	-0.13	0.47	Not significant at 5% level
Mental health problems	-0.28	0.10	Significant at 10% level

No access to education at point of referral	-0.16	0.36	Not significant at 5% level
On Child Protection Register	0.26	0.12	Not significant at 5% level
Poor school attendance or truancy	-0.01	0.97	Not significant at 5% level
Primary Mainstream	0.27	0.11	Not significant at 5% level
Primary Special	0.30	0.07	Significant at 10% level
Secondary Mainstream	-0.41	0.01	Significant at 5% level
Secondary Special	0.04	0.82	Not significant at 5% level
Victim of crime or sexual exploitation	0.30	0.07	Significant at 10% level

4.2.10 Failing to Meet Developmental Milestones

Factor	Correlation Coefficients	P-Values	Significance
Adult member of household in custody	0.14	0.42	Not significant at 5% level
ASD	0.32	0.05	Significant at 10% level
Evidence of domestic violence	0.14	0.43	Not significant at 5% level
Family bereavement or loss	0.33	0.05	Significant at 10% level
Known anti-social behaviour or risk	-0.12	0.48	Not significant at 5% level
Known criminality in the local community	0.06	0.74	Not significant at 5% level
Known mental health problems	-0.23	0.17	Not significant at 5% level
Known substance misuse	-0.10	0.54	Not significant at 5% level
Long-term physical illness or disability	-0.20	0.23	Not significant at 5% level
No existing issues identified by referrer	-0.14	0.42	Not significant at 5% level
Parental break-up	-0.03	0.85	Not significant at 5% level
Parental break-up but living in the same house	0.06	0.74	Not significant at 5% level
Poverty or debt or unemployment	0.36	0.03	Significant at 5% level
Siblings in closed adoption no contact	0.00	1.00	Not significant at 5% level
At risk of care or currently in the care system	-0.07	0.70	Not significant at 5% level
Behavioural problems	-0.14	0.43	Not significant at 5% level
Emotional vulnerability	0.10	0.57	Not significant at 5% level
Experienced or witnessed domestic violence	0.33	0.05	Significant at 10% level
Known involvement in crime or likely risk of offending	0.11	0.52	Not significant at 5% level
Known neglect or abuse	-0.15	0.37	Not significant at 5% level
Living away from home or absconding	-0.17	0.31	Not significant at 5% level
Low attainment in relation to ability	-0.17	0.33	Not significant at 5% level
Mental health problems	-0.10	0.54	Not significant at 5% level
No access to education at point of referral	0.14	0.42	Not significant at 5% level
On Child Protection Register	0.20	0.23	Not significant at 5% level
Poor school attendance or truancy	-0.17	0.33	Not significant at 5% level
Primary Mainstream	0.21	0.21	Not significant at 5% level
Primary Special	0.42	0.01	Significant at 5% level
Secondary Mainstream	-0.10	0.54	Not significant at 5% level
Secondary Special	-0.28	0.09	Significant at 10% level

4.2.11 Known Involvement in Crime or Likely Risk of Offending

Factor	Correlation Coefficient	P-Values	Significance
Adult member of household in custody	0.32	0.05	Significant at 10% level
ASD	-0.05	0.79	Not significant at 5% level
Evidence of domestic violence	0.27	0.11	Not significant at 5% level
Family bereavement or loss	0.20	0.25	Not significant at 5% level
Known anti-social behaviour or risk	0.53	0.00	Significant at 5% level
Known criminality in the local community	0.29	0.09	Significant at 10% level
Known mental health problems	-0.05	0.79	Not significant at 5% level
Known substance misuse	0.59	0.00	Significant at 5% level
Long-term physical illness or disability	-0.20	0.23	Not significant at 5% level
No existing issues identified by referrer	-0.14	0.42	Not significant at 5% level
Parental break-up	-0.03	0.85	Not significant at 5% level
Parental break-up but living in the same house	0.06	0.74	Not significant at 5% level
Poverty or debt or unemployment	0.07	0.68	Not significant at 5% level
Siblings in closed adoption no contact	0.20	0.23	Not significant at 5% level
At risk of care or currently in the care system	-0.07	0.70	Not significant at 5% level
Behavioural problems	0.00	1.00	Not significant at 5% level
Emotional vulnerability	-0.16	0.34	Not significant at 5% level
Experienced or witnessed domestic violence	0.20	0.25	Not significant at 5% level
Failing to meet developmental milestones	0.11	0.52	Not significant at 5% level
Known neglect or abuse	0.46	0.00	Significant at 5% level
Living away from home or absconding	0.29	0.09	Significant at 10% level
Low attainment in relation to ability	0.10	0.56	Not significant at 5% level
Mental health problems	0.17	0.31	Not significant at 5% level
No access to education at point of referral	-0.05	0.79	Not significant at 5% level
On Child Protection Register	0.61	0.00	Significant at 5% level
Poor school attendance or truancy	0.37	0.03	Significant at 5% level
Primary Mainstream	0.07	0.68	Not significant at 5% level
Primary Special	-0.14	0.42	Not significant at 5% level
Secondary Mainstream	-0.10	0.54	Not significant at 5% level
Secondary Special	0.36	0.03	Significant at 5% level
Victim of crime or sexual exploitation	0.14	0.42	Not significant at 5% level

4.2.12 Known Neglect or Abuse

Factor	Correlation Coefficients	P-Values	Significance
Victim of crime or sexual exploitation	0.16	0.35	Not significant at 5% level
Adult member of household in custody	0.17	0.32	Not significant at 5% level
ASD	-0.02	0.90	Not significant at 5% level

Evidence of domestic violence	0.19	0.27	Not significant at 5% level
Family bereavement or loss	0.26	0.13	Not significant at 5% level
Known anti-social behaviour or risk	0.24	0.15	Not significant at 5% level
Known criminality in the local community	0.08	0.64	Not significant at 5% level
Known mental health problems	0.17	0.32	Not significant at 5% level
Known substance misuse	0.37	0.03	Significant at 5% level
Long-term physical illness or disability	-0.19	0.27	Not significant at 5% level
No existing issues identified by referrer	-0.13	0.45	Not significant at 5% level
Parental break-up	-0.10	0.55	Not significant at 5% level
Parental break-up but living in the same house	-0.16	0.35	Not significant at 5% level
Poverty or debt or unemployment	-0.03	0.85	Not significant at 5% level
Siblings in closed adoption no contact	0.45	0.01	Significant at 5% level
At risk of care or currently in the care system	0.40	0.02	Significant at 5% level
Behavioural problems	-0.09	0.58	Not significant at 5% level
Emotional vulnerability	-0.23	0.19	Not significant at 5% level
Experienced or witnessed domestic violence	0.26	0.13	Not significant at 5% level
Failing to meet developmental milestones	-0.15	0.37	Not significant at 5% level
Known involvement in crime or likely risk of offending	0.46	0.00	Significant at 5% level
Living away from home or absconding	0.08	0.64	Not significant at 5% level
Low attainment in relation to ability	0.02	0.93	Not significant at 5% level
Mental health problems	-0.06	0.71	Not significant at 5% level
No access to education at point of referral	-0.21	0.21	Not significant at 5% level
On Child Protection Register	0.24	0.17	Not significant at 5% level
Poor school attendance or truancy	0.02	0.93	Not significant at 5% level
Primary Mainstream	-0.03	0.85	Not significant at 5% level
Primary Special	-0.13	0.45	Not significant at 5% level
Secondary Mainstream	-0.21	0.22	Not significant at 5% level
Secondary Special	0.58	0.00	Significant at 5% level
Victim of crime or sexual exploitation	0.16	0.35	Not significant at 5% level

4.2.13 Low Attainment in Relation to Ability

Factor	Correlation Coefficient	P-Values	Significance
Adult member of household in custody	0.37	0.03	Significant at 5% level
ASD	0.03	0.85	Not significant at 5% level
Evidence of domestic violence	-0.16	0.34	Not significant at 5% level
Family bereavement or loss	-0.01	0.97	Not significant at 5% level
Known anti-social behaviour or risk	0.36	0.03	Significant at 5% level
Known criminality in the local community	0.19	0.26	Not significant at 5% level
Known mental health problems	-0.13	0.43	Not significant at 5% level
Known substance misuse	0.25	0.13	Not significant at 5% level

One-Eighty Internal Report (2015-2016)

Long-term physical illness or disability	-0.08	0.64	Not significant at 5% level
No existing issues identified by referrer	0.07	0.68	Not significant at 5% level
Parental break-up	-0.13	0.44	Not significant at 5% level
Parental break-up but living in the same house	-0.23	0.18	Not significant at 5% level
Poverty or debt or unemployment	0.05	0.77	Not significant at 5% level
Siblings in closed adoption no contact	0.10	0.55	Not significant at 5% level
At risk of care or currently in the care system	0.23	0.18	Not significant at 5% level
Behavioural problems	-0.16	0.34	Not significant at 5% level
Emotional vulnerability	0.05	0.78	Not significant at 5% level
Experienced or witnessed domestic violence	-0.13	0.47	Not significant at 5% level
Failing to meet developmental milestones	-0.17	0.33	Not significant at 5% level
Known involvement in crime or likely risk of offending	0.10	0.56	Not significant at 5% level
Known neglect or abuse	0.02	0.93	Not significant at 5% level
Living away from home or absconding	0.19	0.26	Not significant at 5% level
Mental health problems	-0.12	0.48	Not significant at 5% level
No access to education at point of referral	-0.13	0.43	Not significant at 5% level
On Child Protection Register	0.10	0.55	Not significant at 5% level
Poor school attendance or truancy	0.04	0.83	Not significant at 5% level
Primary Mainstream	-0.08	0.65	Not significant at 5% level
Primary Special	-0.18	0.29	Not significant at 5% level
Secondary Mainstream	0.13	0.45	Not significant at 5% level
Secondary Special	-0.08	0.65	Not significant at 5% level
Victim of crime or sexual exploitation	0.32	0.05	Significant at 10% level

4.2.14 Living Away from Home or Absconding

Factor	Correlation Coefficients	P-Values	Significance
Adult member of household in custody	-0.12	0.48	Not significant at 5% level
ASD	-0.12	0.48	Not significant at 5% level
Evidence of domestic violence	-0.21	0.21	Not significant at 5% level
Family bereavement or loss	-0.03	0.84	Not significant at 5% level
Known anti-social behaviour or risk	0.36	0.03	Significant at 5% level
Known criminality in the local community	-0.09	0.60	Not significant at 5% level
Known mental health problems	0.46	0.00	Significant at 5% level
Known substance misuse	0.24	0.17	Not significant at 5% level
Long-term physical illness or disability	-0.11	0.54	Not significant at 5% level
No existing issues identified by referrer	-0.07	0.67	Not significant at 5% level
Parental break-up	0.12	0.50	Not significant at 5% level
Parental break-up but living in the same house	-0.09	0.60	Not significant at 5% level
Poverty or debt or unemployment	0.04	0.83	Not significant at 5% level
Siblings in closed adoption no contact	-0.11	0.54	Not significant at 5% level
At risk of care or currently in the care system	-0.03	0.84	Not significant at 5% level
Behavioural problems	0.21	0.21	Not significant at 5% level

Emotional vulnerability	0.25	0.13	Not significant at 5% level
Experienced or witnessed domestic violence	-0.03	0.84	Not significant at 5% level
Failing to meet developmental milestones	-0.17	0.31	Not significant at 5% level
Known involvement in crime or likely risk of offending	0.29	0.09	Significant at 10% level
Known neglect or abuse	0.08	0.64	Not significant at 5% level
Low attainment in relation to ability	0.19	0.26	Not significant at 5% level
Mental health problems	0.45	0.01	Significant at 5% level
No access to education at point of referral	-0.12	0.48	Not significant at 5% level
On Child Protection Register	0.21	0.21	Not significant at 5% level
Poor school attendance or truancy	0.40	0.02	Significant at 5% level
Primary Mainstream	-0.19	0.27	Not significant at 5% level
Primary Special	-0.07	0.67	Not significant at 5% level
Secondary Mainstream	0.24	0.17	Not significant at 5% level
Secondary Special	0.11	0.54	Not significant at 5% level
Victim of crime or sexual exploitation	0.37	0.03	Significant at 5% level

4.2.15 Mental Health Problems

Factor	Correlation Coefficients	P-Values	Significance
Victim of crime or sexual exploitation	0.10	0.55	Not significant at 5% level
Adult member of household in custody	-0.27	0.12	Not significant at 5% level
ASD	-0.27	0.12	Not significant at 5% level
Evidence of domestic violence	-0.21	0.21	Not significant at 5% level
Family bereavement or loss	-0.28	0.10	Significant at 10% level
Known anti-social behaviour or risk	-0.02	0.90	Not significant at 5% level
Known criminality in the local community	-0.20	0.24	Not significant at 5% level
Known mental health problems	0.08	0.63	Not significant at 5% level
Known substance misuse	0.08	0.63	Not significant at 5% level
Long-term physical illness or disability	-0.04	0.80	Not significant at 5% level
No existing issues identified by referrer	0.10	0.55	Not significant at 5% level
Parental break-up	0.10	0.57	Not significant at 5% level
Parental break-up but living in the same house	-0.20	0.24	Not significant at 5% level
Poverty or debt or unemployment	-0.14	0.41	Not significant at 5% level
Siblings in closed adoption no contact	-0.04	0.80	Not significant at 5% level
At risk of care or currently in the care system	-0.16	0.36	Not significant at 5% level
Behavioural problems	0.17	0.32	Not significant at 5% level
Emotional vulnerability	-0.05	0.77	Not significant at 5% level
Experienced or witnessed domestic violence	-0.28	0.10	Significant at 10% level
Failing to meet developmental milestones	-0.10	0.54	Not significant at 5% level
Known involvement in crime or likely risk of offending	0.17	0.31	Not significant at 5% level
Known neglect or abuse	-0.06	0.71	Not significant at 5% level

Living away from home or absconding	0.45	0.01	Significant at 5% level
Low attainment in relation to ability	-0.12	0.48	Not significant at 5% level
No access to education at point of referral	0.08	0.63	Not significant at 5% level
On Child Protection Register	0.15	0.38	Not significant at 5% level
Poor school attendance or truancy	0.25	0.13	Not significant at 5% level
Primary Mainstream	-0.28	0.10	Significant at 10% level
Primary Special	-0.16	0.35	Not significant at 5% level
Secondary Mainstream	0.21	0.21	Not significant at 5% level
Secondary Special	0.13	0.45	Not significant at 5% level
Victim of crime or sexual exploitation	0.10	0.55	Not significant at 5% level

4.2.16 No Access to Education at Point of Referral

Factor	Correlation Coefficients	P-Values	Significance
Victim of crime or sexual exploitation	-0.10	0.57	Not significant at 5% level
Adult member of household in custody	-0.16	0.35	Not significant at 5% level
ASD	0.07	0.68	Not significant at 5% level
Evidence of domestic violence	-0.11	0.51	Not significant at 5% level
Family bereavement or loss	0.17	0.31	Not significant at 5% level
Known anti-social behaviour or risk	-0.20	0.25	Not significant at 5% level
Known criminality in the local community	-0.12	0.48	Not significant at 5% level
Known mental health problems	-0.16	0.35	Not significant at 5% level
Known substance misuse	-0.27	0.12	Not significant at 5% level
Long-term physical illness or disability	0.11	0.51	Not significant at 5% level
No existing issues identified by referrer	0.25	0.14	Not significant at 5% level
Parental break-up	0.10	0.55	Not significant at 5% level
Parental break-up but living in the same house	-0.12	0.48	Not significant at 5% level
Poverty or debt or unemployment	-0.07	0.69	Not significant at 5% level
Siblings in closed adoption no contact	-0.14	0.41	Not significant at 5% level
At risk of care or currently in the care system	-0.32	0.06	Significant at 10% level
Behavioural problems	0.23	0.18	Not significant at 5% level
Emotional vulnerability	0.18	0.30	Not significant at 5% level
Experienced or witnessed domestic violence	-0.16	0.36	Not significant at 5% level
Failing to meet developmental milestones	0.14	0.42	Not significant at 5% level
Known involvement in crime or likely risk of offending	-0.05	0.79	Not significant at 5% level
Known neglect or abuse	-0.21	0.21	Not significant at 5% level
Living away from home or absconding	-0.12	0.48	Not significant at 5% level
Low attainment in relation to ability	-0.13	0.43	Not significant at 5% level
Mental health problems	0.08	0.63	Not significant at 5% level
On Child Protection Register	0.11	0.51	Not significant at 5% level
Poor school attendance or truancy	-0.13	0.43	Not significant at 5% level
Primary Mainstream	-0.07	0.69	Not significant at 5% level
Primary Special	0.25	0.14	Not significant at 5% level
Secondary Mainstream	-0.09	0.59	Not significant at 5% level
Secondary Special	0.01	0.97	Not significant at 5% level
Victim of crime or sexual exploitation	-0.10	0.57	Not significant at 5% level

4.2.17 On Child Protection Register

Factor	Correlation Coefficients	P-Values	Significance
Adult member of household in custody	0.37	0.03	Significant at 5% level
ASD	-0.14	0.41	Not significant at 5% level
Evidence of domestic violence	0.12	0.47	Not significant at 5% level
Family bereavement or loss	0.26	0.12	Not significant at 5% level
Known anti-social behaviour or risk	0.50	0.00	Significant at 5% level
Known criminality in the local community	-0.11	0.54	Not significant at 5% level
Known mental health problems	0.11	0.51	Not significant at 5% level
Known substance misuse	0.34	0.04	Significant at 5% level
Long-term physical illness or disability	-0.12	0.47	Not significant at 5% level
No existing issues identified by referrer	-0.09	0.62	Not significant at 5% level
Parental break-up	0.02	0.91	Not significant at 5% level
Parental break-up but living in the same house	0.21	0.21	Not significant at 5% level
Poverty or debt or unemployment	-0.02	0.90	Not significant at 5% level
Siblings in closed adoption no contact	0.16	0.36	Not significant at 5% level
At risk of care or currently in the care system	-0.28	0.10	Significant at 10% level
Behavioural problems	0.12	0.47	Not significant at 5% level
Emotional vulnerability	-0.06	0.73	Not significant at 5% level
Experienced or witnessed domestic violence	0.26	0.12	Not significant at 5% level
Failing to meet developmental milestones	0.20	0.23	Not significant at 5% level
Known involvement in crime or likely risk of offending	0.61	0.00	Significant at 5% level
Known neglect or abuse	0.24	0.17	Not significant at 5% level
Living away from home or absconding	0.21	0.21	Not significant at 5% level
Low attainment in relation to ability	0.10	0.55	Not significant at 5% level
Mental health problems	0.15	0.38	Not significant at 5% level
No access to education at point of referral	0.11	0.51	Not significant at 5% level
Poor school attendance or truancy	0.29	0.09	Significant at 10% level
Primary Mainstream	-0.02	0.90	Not significant at 5% level
Primary Special	-0.09	0.62	Not significant at 5% level
Secondary Mainstream	-0.04	0.80	Not significant at 5% level
Secondary Special	0.27	0.11	Not significant at 5% level
Victim of crime or sexual exploitation	0.30	0.08	Significant at 10% level

4.2.18 Poor School Attendance or Truancy

Factor	Correlation Coefficients	P-Values	Significance
--------	--------------------------	----------	--------------

Adult member of household in custody	0.03	0.85	Not significant at 5% level
ASD	-0.30	0.07	Significant at 10% level
Evidence of domestic violence	-0.04	0.81	Not significant at 5% level
Family bereavement or loss	-0.13	0.47	Not significant at 5% level
Known anti-social behaviour or risk	0.22	0.21	Not significant at 5% level
Known criminality in the local community	-0.02	0.92	Not significant at 5% level
Known mental health problems	0.20	0.24	Not significant at 5% level
Known substance misuse	0.25	0.13	Not significant at 5% level
Long-term physical illness or disability	0.10	0.55	Not significant at 5% level
No existing issues identified by referrer	-0.18	0.29	Not significant at 5% level
Parental break-up	0.10	0.56	Not significant at 5% level
Parental break-up but living in the same house	-0.02	0.92	Not significant at 5% level
Poverty or debt or unemployment	-0.21	0.22	Not significant at 5% level
Siblings in closed adoption no contact	-0.08	0.64	Not significant at 5% level
At risk of care or currently in the care system	-0.01	0.97	Not significant at 5% level
Behavioural problems	0.20	0.23	Not significant at 5% level
Emotional vulnerability	0.05	0.78	Not significant at 5% level
Experienced or witnessed domestic violence	-0.01	0.97	Not significant at 5% level
Failing to meet developmental milestones	-0.17	0.33	Not significant at 5% level
Known involvement in crime or likely risk of offending	0.37	0.03	Significant at 5% level
Known neglect or abuse	0.02	0.93	Not significant at 5% level
Living away from home or absconding	0.40	0.02	Significant at 5% level
Low attainment in relation to ability	0.04	0.83	Not significant at 5% level
Mental health problems	0.25	0.13	Not significant at 5% level
No access to education at point of referral	-0.13	0.43	Not significant at 5% level
On Child Protection Register	0.29	0.09	Significant at 10% level
Primary Mainstream	-0.21	0.22	Not significant at 5% level
Primary Special	-0.18	0.29	Not significant at 5% level
Secondary Mainstream	0.25	0.13	Not significant at 5% level
Secondary Special	0.07	0.69	Not significant at 5% level
Victim of crime or sexual exploitation	0.07	0.68	Not significant at 5% level

4.2.19 Victim of Crime or Sexual Exploitation

Factor	Correlation Coefficients	P-Values	Significance
Adult member of household in custody	0.25	0.14	Not significant at 5% level
ASD	0.25	0.14	Not significant at 5% level
Evidence of domestic violence	0.09	0.62	Not significant at 5% level
Family bereavement or loss	0.30	0.07	Significant at 10% level
Known anti-social behaviour or risk	0.19	0.27	Not significant at 5% level
Known criminality in the local community	-0.07	0.67	Not significant at 5% level
Known mental health problems	0.25	0.14	Not significant at 5% level
Known substance misuse	0.37	0.03	Significant at 5% level
Long-term physical illness or disability	-0.09	0.62	Not significant at 5% level

One-Eighty Internal Report (2015-2016)

No existing issues identified by referrer	-0.06	0.73	Not significant at 5% level
Parental break-up	-0.23	0.18	Not significant at 5% level
Parental break-up but living in the same house	-0.07	0.67	Not significant at 5% level
Poverty or debt or unemployment	0.39	0.02	Significant at 5% level
Siblings in closed adoption no contact	0.30	0.08	Significant at 10% level
At risk of care or currently in the care system	0.06	0.75	Not significant at 5% level
Behavioural problems	0.09	0.62	Not significant at 5% level
Emotional vulnerability	0.20	0.23	Not significant at 5% level
Experienced or witnessed domestic violence	0.30	0.07	Significant at 10% level
Failing to meet developmental milestones	0.14	0.42	Not significant at 5% level
Known involvement in crime or likely risk of offending	0.14	0.42	Not significant at 5% level
Known neglect or abuse	0.16	0.35	Not significant at 5% level
Living away from home or absconding	0.37	0.03	Significant at 5% level
Low attainment in relation to ability	0.32	0.05	Significant at 10% level
Mental health problems	0.10	0.55	Not significant at 5% level
No access to education at point of referral	-0.10	0.57	Not significant at 5% level
On Child Protection Register	0.30	0.08	Significant at 10% level
Poor school attendance or truancy	0.07	0.68	Not significant at 5% level
Primary Mainstream	0.12	0.48	Not significant at 5% level
Primary Special	-0.06	0.73	Not significant at 5% level
Secondary Mainstream	-0.16	0.35	Not significant at 5% level
Secondary Special	0.19	0.27	Not significant at 5% level